



Core Facility Satellite Meeting
4th June, ELMI Meeting Brno, Czech Republic

elmi Core Facility Satellite Meeting

- Meeting with topics especially chosen by and for core facility staff – bottom-up
- **Inclusive – open for all other interested**
- Core facility participation and contribution were always very strong in ELMI
- There were core facility related sessions in early ELMI meetings (before 2006)
- The current Core Facility Satellite meeting was reinitiated with a one hour open discussion during ELMI 2012 in Leuven
- An organizing committee takes care of the programme

[Home](#) » [Meetings, Conferences, Symposia](#) » [ELMI CF Session, June 2019, Brno, Czech Republic](#)

ELMI CF Session, June 2019, Brno, Czech Republic [Edit](#)

31 May, 2019 in [Meetings, Conferences, Symposia](#) / News by [sterjung](#)

Schedule online: <https://www.elmi2019.eu/core-facility-sessions/>

Please answer our survey about several CF related topics: elmisurvey.miap.eu (more information about the survey)

Please **bring your smartphone/tablet/laptop** to participate in the **interactive polls during the Managing career expectations session**:

- Go to [Slido.com](#) and enter the event code #2620.
- You can now ask questions and upvote the best ones (also before the event).
- We will run the polls during the session.

[Feedback results from last CF session 2018 in Dublin.](#)

Link to feedback survey for CF session 2019 in Brno:

<https://www.surveymonkey.de/r/ELMI-CF-2019>

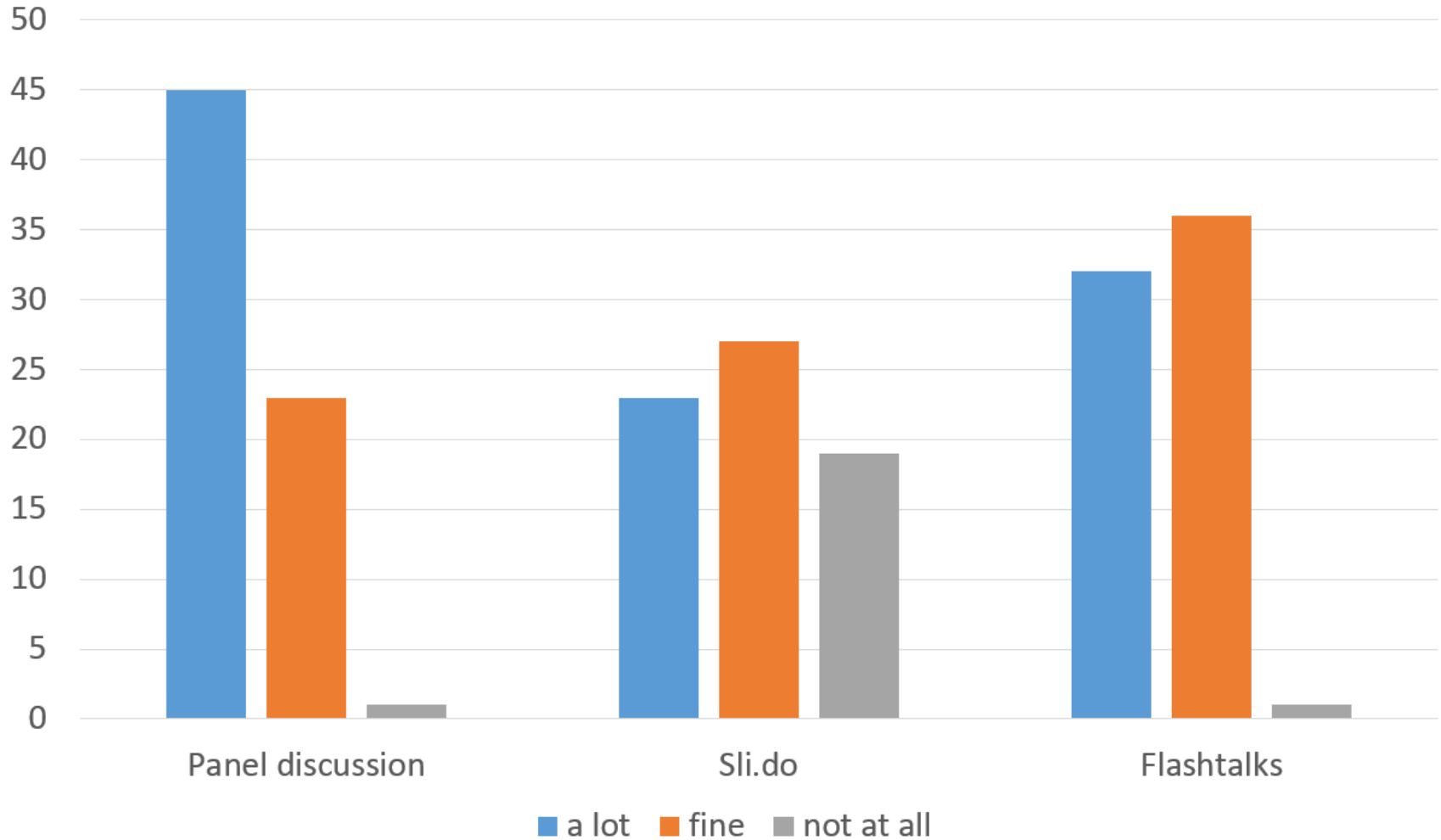


<https://elmi.embl.org/2019/05/31/elmi-cfsession-2019/>



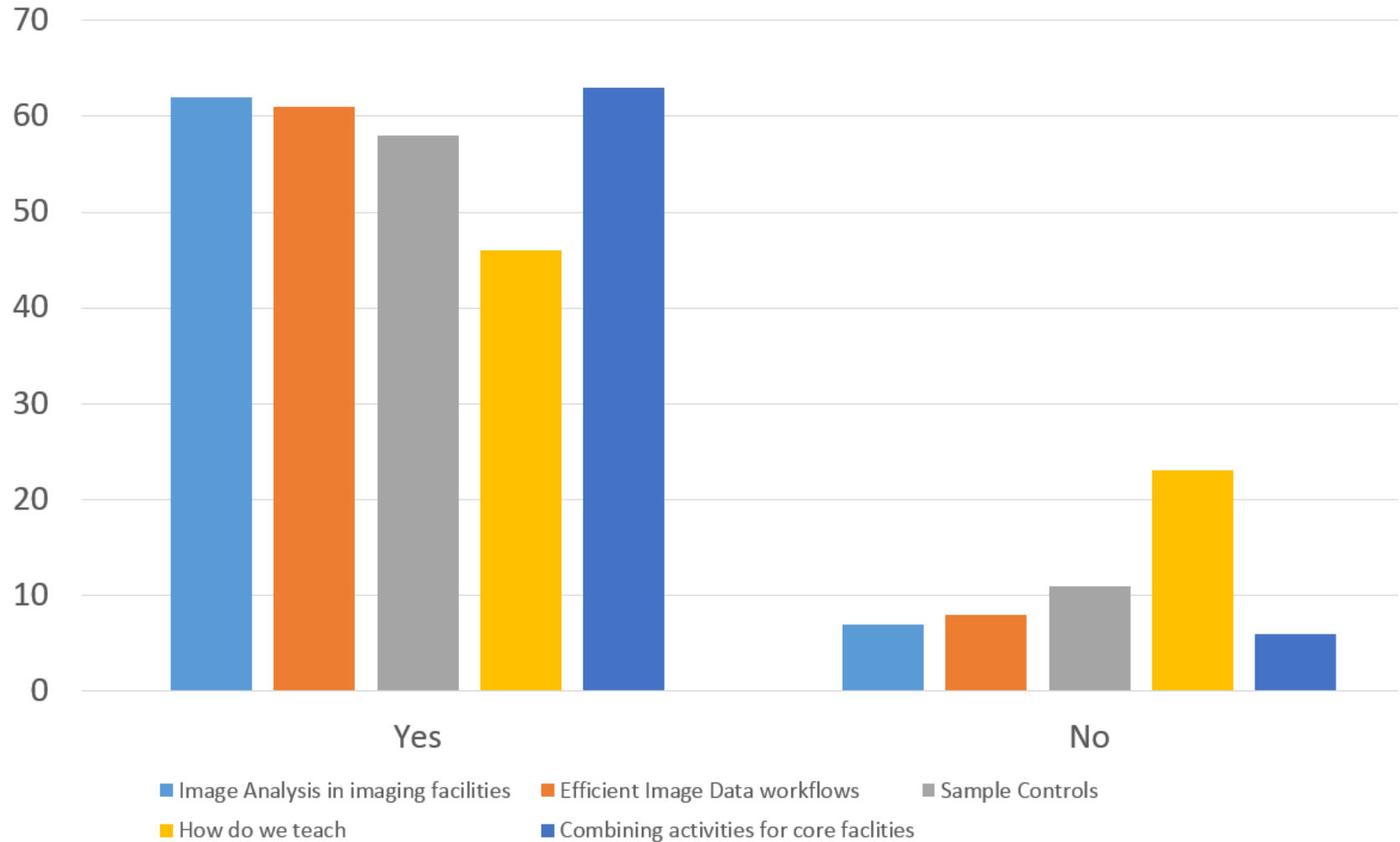
Feedback CF session Dublin 2018

How much did you like the different formats of discussion:





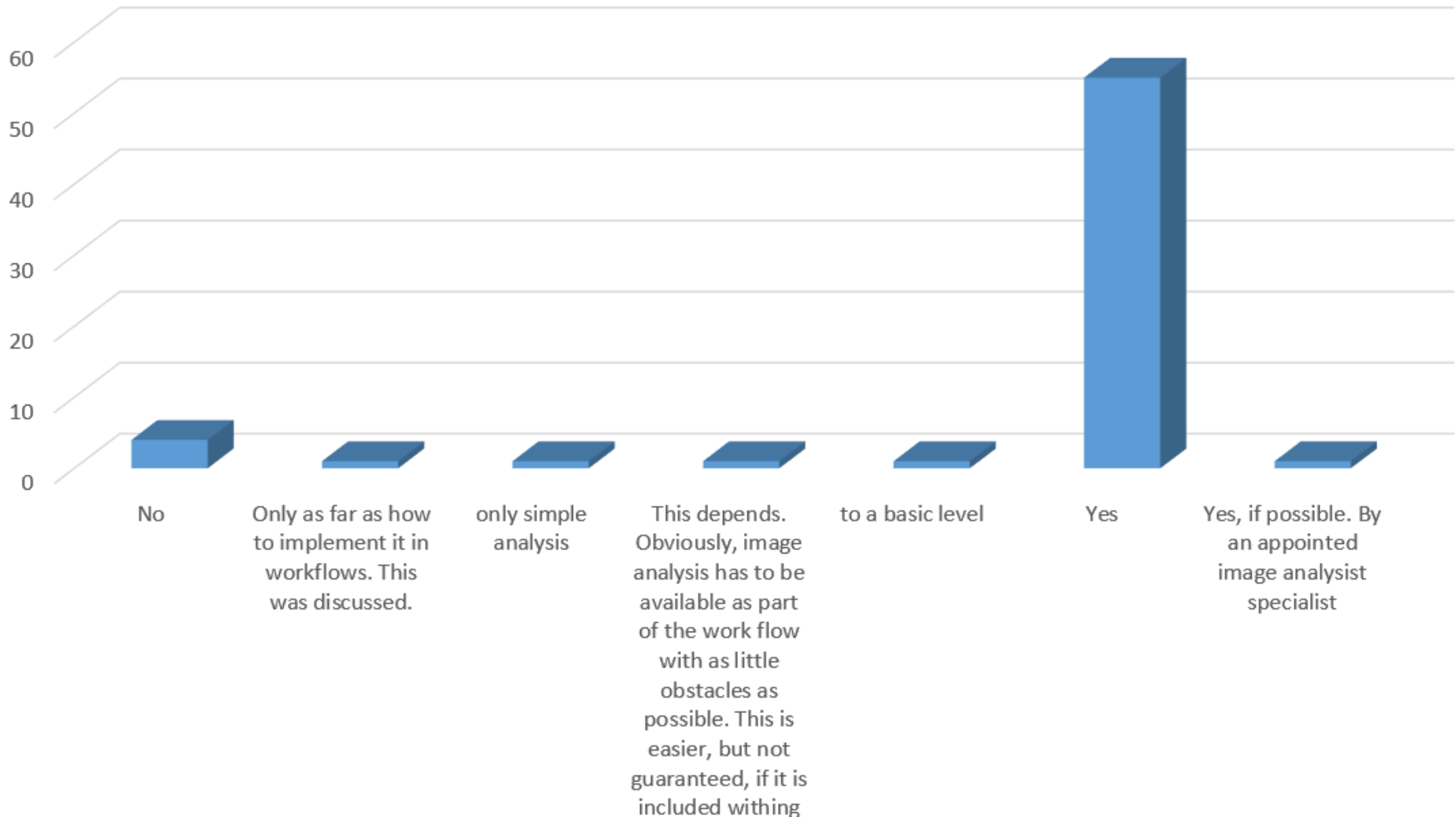
Was the format appropriate for the topics?



Feedback CF session Dublin 2018



Do you think Image Analysis should be included in the microscopy core facility?



Feedback CF session Dublin 2018



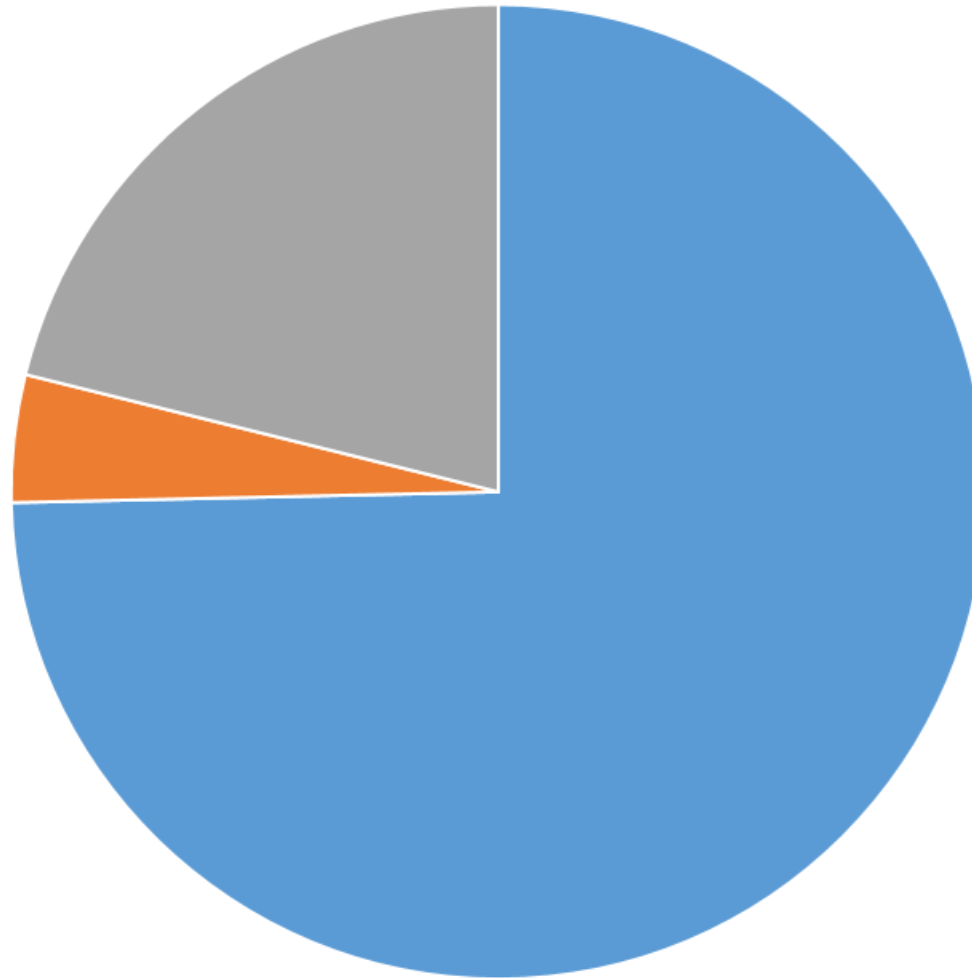
Do you think image analysis should be charged?

a defined amount analysis time could be included in the project	1
depending on the amount of work done...	1
depends ... no clear yes - or no	1
depends of BusinessModel of the facility	1
depends of the size of the image analysis project	1
I think it should be covered in the microscope use costings	1
If the institute charges for microscope usage, then yes. Our institute doesn't charge for microscopes, and consequently also not for image analysis.	1
If you are charging for instrument access then yes	1
Im not sure..	1
Image Analysis should be as much as possible open source. Concerning, human resources, it should be charged if requests demanding task from the Facility staff members.	1
No	12
No, only if it is done in collaboration for extended (days) times	1
only if core staff are performing all of it, rather than training end users.	1
Our users do not want to pay for image analysis	1
should be considered a scientific collaboration	1
should be taught	1
This is like bioinformatics in general. I am not sure how NGS and proteomics people handle it, but the problem is similar.	1
Yes	36

Core Facility Satellite Meeting

Feedback CF session Dublin 2018

Are you planning to attend next time ?



■ Yes ■ No ■ Maybe